



# Twenty Tips For Healthy Grounds

Minimize use of unnecessary pesticides and create a healthy school environment with the following suggestions...

## Seal buildings!


- ✓ Make sure doors seal and self-close correctly.
- ✓ Seal around conduits, windows, gaps in masonry, etc.
- ✓ Eliminate any unscreened access from outside.
- ✓ Check air curtains regularly for correct setting.

## Create space around your buildings!

- ✓ Allow a 1 foot gap between the building and vegetation.
- ✓ Eliminate creeping vines on building, improper irrigation (such as on walls or near foundation).

## Manage waste!

- ✓ Position dumpsters at least 50 ft from doors.
- ✓ Keep dumpster lids **CLOSED**.
- ✓ Keep ground around dumpster free of stray garbage.
- ✓ Have dumpster cleaned or replaced as needed to avoid build up.
- ✓ Elevate trash cans or place them on concrete.
- ✓ Opt for trash cans with self-closing lids.
- ✓ Choose quality liners to avoid tearing and spillage.
- ✓ Never position trash cans next to exterior doors.



## Avoid pest conducive conditions!

- ✓ Regularly clean debris out of gutters and other drainage catch areas to reduce pest harborage.
- ✓ Check that escutcheon plates are in place.
- ✓ Seal around pipe-chases and conduits that enter walls or drop-ceilings.
- ✓ Use quality silicon-based, elastomeric sealants on small cracks & crevices.
- ✓ Use high quality concrete fillers or steel wool to fill larger gaps.
- ✓ Avoid killing grass with herbicides in place of trimming; allow “fluffy” borders or weed eat.





✓ Remove unused irrigation sites, and regularly inspect for repairs to avoid

over-watering.

Thank You for Caring for Our School

# Integrated Pest Management for Faculty

**WE ALL HAVE A ROLE IN PREVENTING PESTS**

<b>1 REDUCE CLUTTER!</b> (If you haven't used it in 2 years, discard it!)	<b>HOW TO PREVENT THAT BUG?!</b>			
<b>2 KEEP ALL FOOD IN TIGHT-SEALED CONTAINERS</b> (Those with snap-on lids)	<b>ants</b> 	Keep food and/or liquids in a specified area and stored in tight-sealed containers. Report recurring ants, and do not use sprays!		
<b>3 EMPTY TRASH &amp; RECYCLING DAILY</b> (Consider "keep the bag, dump the trash")		<b>roaches</b> 	Change corrugated cardboard for plastic bins. Eliminate clutter. Keep food and art supplies with glue in tight-sealed containers. Sanitize food area.	
<b>4 KEEP COATS, PACKS, ETC., IN DESIGNATED AREA</b> (Pests hitchhike!)	<b>mice</b> 		Thoroughly clean and organize storage areas, shelves, etc., 2-3 times a year. Report droppings and holes $\geq \frac{3}{4}$ " around corners or doors, keep eating areas clean and food sealed.	
<b>5 CLEAN SPILLS THOROUGHLY AND MINIMIZE FOOD DEBRIS</b> (Pests will quickly find food & drink!)				<b>crickets</b> 
<b>6 DO NOT USE CARDBOARD BOXES FOR STORAGE</b> (They house and feed a number of pest species!)	<b>7 REPORT PESTS - USE YOUR PEST SIGHTING LOGS!</b> (Talk to your IPM staff to learn where these are located)			
<b>8 DISCOURAGE FERAL ANIMALS</b> (Do not feed feral cats or dogs, especially near buildings and playgrounds.)			<b>9 REPORT MAINTENANCE &amp; SANITATION ISSUES</b> (Especially leaking water!)	
<b>10 INCORPORATE CURRICULA ON INSECTS TO INVOLVE STUDENTS</b>				

~Thank You for Caring for Our School ~



# Integrated Pest Management for CUSTODIANS

## Corner clean

- Sweep, mop, pressure spray or vacuum corners.
- Pay attention to corners covered by furniture or equipment.

## Furniture food

- Clean crumbs under couch cushions and in chairs.
- Report mouse droppings or shredded/chewed materials.

## Carpet collectors

- Vacuum carpets and rugs thoroughly.

## Your space

- Empty mops and buckets after use.
- Store mops and brooms upside down and up off the floor on wall racks.

## REMINDERS:

Report pests or evidence of pests on pest sighting logs.

Replace monitoring traps after cleaning a space.

Report maintenance issues on a work order form.

Remove cardboard boxes from indoors whenever possible.

## Teacher's lounge

- Suggest to your building administrator that staff adopt a cleaning schedule for non-custodial clean up of food, fridge, etc., in lounge.
- Adopt a “no food left out overnight” policy.
- Encourage a “Friday fridge clean-out”.

## Waste management

- Use good quality trash bags that do not tear.
- Keep trash cans clean inside and underneath.
- Dumpsters should be replaced for clean ones as you deem necessary.
- Dumpster lids should be kept closed and the area free of debris.

**Inspect and clean from a pest's perspective**

# Integrated Pest Management for Kitchen Staff

**WE ALL HAVE A ROLE IN PREVENTING PESTS**

## Sanitation

- **Spray-wash** at least twice a year.
- **Sweep and mop** away the accumulated grease and garbage debris in corners at least (3) times per week.
- **Remember** corners under fixed and moveable equipment need cleaning!
- **Clean** the pantry floor along with the rest of the kitchen.
- **Replace** monitoring traps after cleaning a space.
- **Rinse** mops and buckets after use.
- **Store** mops and brushes head-up and off the floor.

## Storage

- **Empty** corrugated cardboard boxes and place outside for recycling; do not use this material for storage as it often houses cockroaches.
- **Use** good quality wire shelving, and avoid storing items on the pantry floor and against walls.

## Remember Drains

- **Enzymatic cleaners** and scrubbing with a stiff wire brush 2x/year will help prevent drain flies; pouring bleach down drains has no effect on them.
- **Empty and rinse** drain baskets daily to prevent organic debris build-up.

## Manage Waste

- **Close** dumpster lids to reduce breeding flies!
- **Shut** back door (or flies from dumpsters get easy access to the food you just prepared!)

## Reminders:

Report pests or evidence of pests on pest sighting logs.

Addressing maintenance issues helps prevent pests; report any maintenance problems you find.

{Insert your school name and logo here}



# Integrated Pest Management for STUDENTS

## WE ALL HAVE A ROLE IN PREVENTING PESTS

Minimize food, water and shelter to discourage pests in your school

### Clutter clean-out!

- ❖ Help your teacher keep your classroom clean, organized, and free of clutter

### Keep pests out of your stuff!

- ❖ Don't keep food in your locker
- ❖ Clean out your locker once each week

### Keep food under wraps!

- ❖ Store lunch and snacks in snap-tight containers
- ❖ Keep food & drink in designated areas
- ❖ Clean up food debris after you eat

### Report pests!

- ❖ Let your teacher know if you see insects, mice or feral animals.

### Pests hitchhike!

- ❖ So keep coats & backpacks in designated areas of the classroom!

*{I have a few graphics to choose from for this central space; if you have any you'd like to send please do!}*

### Trash alert!

- ❖ Take pride in your school; dispose of trash properly and help prevent pests at the same time.

### Be aware... but don't touch!

- ❖ Do not disturb the insect monitoring traps located around your school
- ❖ Ask your teacher about helping to ID the critters found on monitoring traps!



BUGS ARE COOL, BUT NOT AS PESTS IN SCHOOL